



## New PACi NX Series. The next generation is here.

- PACi NX Series Standard range, for absolute ease of refurbishment
- Flexible control option with IoT integration
- PACi NX Series includes nanoe™ X function as standard
- New Adaptive Ducted PF3 has been completely re-designed to have better flexibility.
- 90x90 Cassettes have been developed to satisfy today's customer needs.



# New PACi NX Series. The next generation is here.

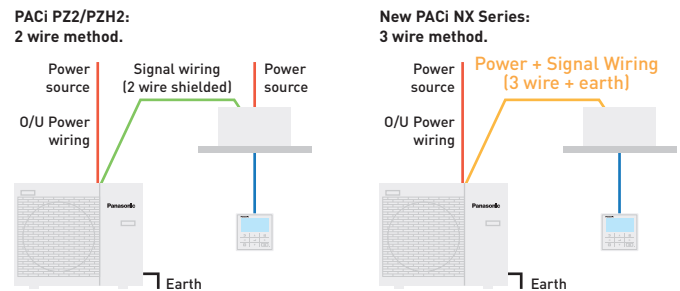




NX Series with R32 refrigerant has been developed to meet the demand of easy refurbishment with 3 wired method. Also integrated with IoT solutions and includes nanoe™ X function as standard.

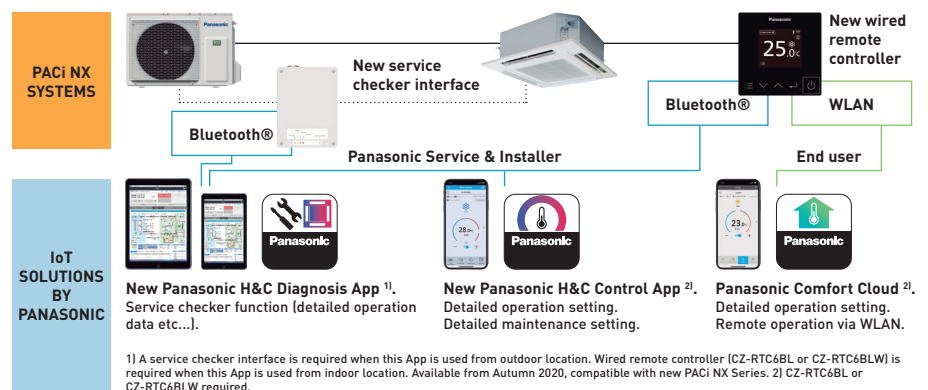
## 1 PACi NX Series - Standard range, for absolute ease of refurbishment

This new series has been developed with 3 wired method and communication which is prevalent in many systems.. It makes it simple and easy to replace old systems with existing 3 wire connections.



## 2 Flexible control option with IoT integration

New wired remote controller series are fully integrated with IoT solutions developed by Panasonic. Detailed operation, maintenance setting and service operation are all possible using a smartphone or tablet.




## 3 Let Panasonic take care of indoor air quality

nanoe™ X inhibits a wide variety of bacteria, viruses and pollutants, and can deodorise the environment. This unique technology is equipped to provide better air quality whether residential or commercial.

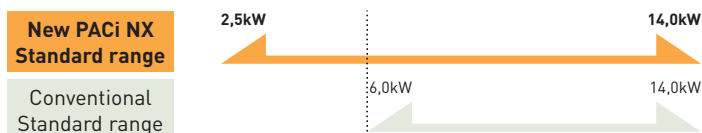


### 7 effects of nanoe™ X – Panasonic unique technology.



## PACi NX Series – Standard range. From 2,5\* to 14,0 kW

The standard range has been extended by adding to the line-up; 2.5, 3.6 and 5.0 kW. This line-up gives more flexibility to design projects keeping a good balance of system cost and energy efficiency.



Capacity	kW	3.6	5.0	6.0	7.1	10.0	12.5	14.0
4 Way Cassette (PU3)	SEER	A++	A++	A++	A++	A++	—	—
	SCOP	A++	A++	A++	A++	A+	—	—
Adaptive Ducted (PF3)	SEER	A+	A++	A++	A+	A+	—	—
	SCOP	A+	A+	A+	A+	A	—	—

- Maximum SEER: A++, SCOP: A++
- R32 refrigerant
- Twin connection possible

\* 2.5 kW mini cassette model will be available from Autumn 2020.



## New wired remote controller - CZ-RTC6 / CZ-RTC6BL / CZ-RTC6BLW

- Intuitive control with stylish design profile
- Comfort control with your smartphone for multi-users
- Easy maintenance with service support App

Wired remote controller line-up		WLAN	Bluetooth®
CZ-RTC6	Non-wireless	—	—
CZ-RTC6BL	Bluetooth®	—	✓
CZ-RTC6BLW*	WLAN & Bluetooth®	✓	✓

\* Available from Autumn 2020, compatible with new PACi NX Series.



## New service checker interface

The new service checker interface\* provides easy access to service parameters and service checker data via Bluetooth®.

\* Available as a spare part, compatible with new PACi NX Series.



# New Adaptive Ducted unit - PF3





New Adaptive Ducted PF3 has been completely re-designed to have better flexibility. The vertical installation is newly available with powerful ESP (maximum 150Pa).

### 1 Highly flexible installation

- 2 installation possibilities (horizontal / vertical)
- Maximum external static pressure: 150Pa
- Selectable inlet air position (rear / bottom entry)
- Improved drain pan design suitable for both horizontal / vertical installation
- Drain pump included\*

\* Drain pump operation only available in horizontal application.

### 2 installation possibilities (horizontal / vertical)

Vertical installation is newly available. ESP 150Pa, sufficient for remotely installing units away from the rooms.



### Selectable inlet air position

Inlet air position may be adjusted by means of a removable panel, to allow rear or bottom entry, depending on the duct installation.

### Maximum SEER / SCOP

Total 7 capacity ranges from 3.6 – 14.0 kW.

Capacity	kW	3.6	5.0	6.0	7.1	10.0	12.5	14.0
PACi NX Series	SEER	A+	A++	A++	A+	A+	—	—
Standard	SCOP	A+	A+	A+	A+	A	—	—

### 2 High seasonal performance with slim body

- Maximum SEER / SCOP: A++ / A+
- Slim height 250 mm in response to market demand where ceiling space is limited
- Light weight from 25 to 39kg

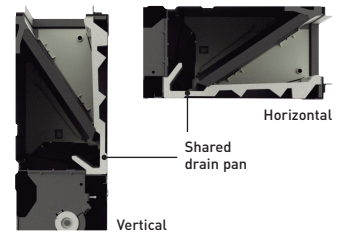
### 3 Comfort operation

- Super quiet operation, minimum 22dBa\*
- nanoe™ X for better indoor air quality

\* 3,6 kW model and when operating with ESP 50Pa in low fan mode.

### Improved drain pan design

Drain pan is shared in both cases horizontal and vertical installation. No need to alternate anymore.



### Compact body


- With only 250 mm height
- Light unit from 25 – 39 kg

Conventional model	New Adaptive Ducted
33kg	30kg
290 mm	250 mm

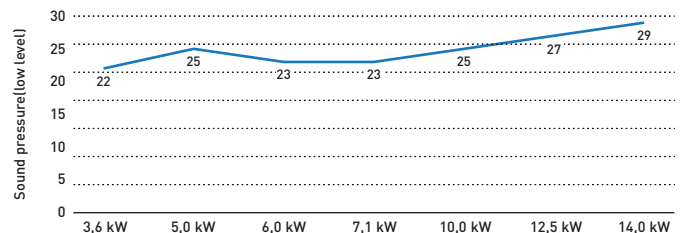


### Super quiet operation minimum 22dB(A)

Improved proprietary casing design achieves smoother air flow for lower noise operation, compared to conventional model.



Sound pressure dB(A).

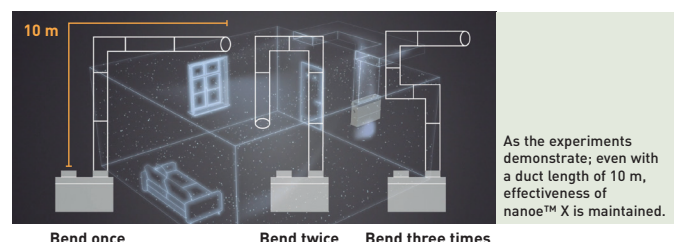


\* Silent operation in full capacity range.

### Better indoor air quality with nanoe™ X



The performance of nanoe™ X is maintained, even with 10 m long duct\*. Effect of improved air quality is enough to adapt to multi duct shapes depending on the projects.



# Generation PACi 90x90 Cassette - PU3/PU2





A modern flat panel design to blend into any space. These Cassettes have been developed to satisfy today's customer needs such as high energy saving, comfort and healthier air.

**PACi 90x90 Cassette**

- High seasonal efficiency, maximum SEER/SCOP= A+++/ A+++<sup>1)</sup>
- Advanced comfort and energy saving by Econavi sensor
- nanoe™ X Technology that improves indoor air quality as standard<sup>2)</sup>
- Super quiet operation from 27dB(A)

1) PU2 3,6 kW Elite model. 2) PU3 Series: Standard. PU2 Series: optional (CZ-CNEXU1 is required).


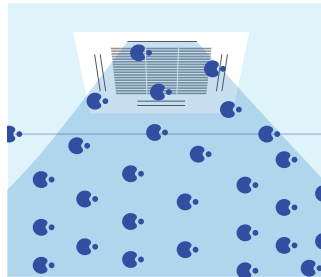
These Cassettes offer upgraded Econavi and nanoe™ X Technology for making application space more comfortable, healthy and efficient.

**Always fresh and clean air with nanoe™ X**

The 90x90 cassette with nanoe™ X, when tested, has shown to inhibit hazardous substances by 92 %, when compared to natural reduction\*.

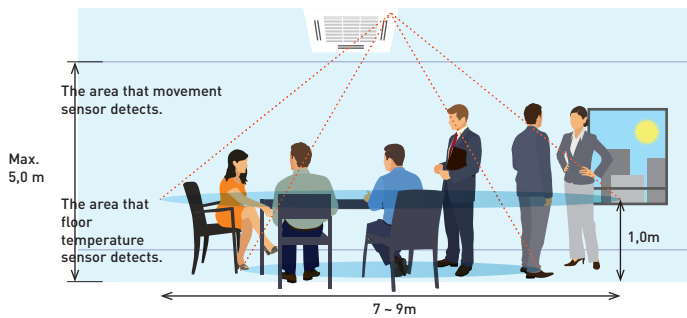
In addition to the 7 effects of nanoe™ X, the indoor unit can also be cleaned with a short operation of nanoe™ X + Dry mode.

\* nanoe X Generator Mark 1. PU3 Series: Controllers (CZ-RTC5B or CZ-RTC6/BL) are required. PU2 Series: An optional accessory (CZ-CNEXU1) and controllers (CZ-RTC5B or CZ-RTC6/BL) are required.



**Optional Econavi intelligent sensor**

Human activity sensor and floor temperature sensor can reduce waste energy, by optimising air conditioner operation.



**Advanced Econavi functions.**



2 sensors (movement and floor temperature) can provide a reduction in wasted energy by means of effective control. Floor temperature can be detected with a ceiling height of 5 m.

**Econavi exclusive panel. Optional (CZ-KPU3AW)**



**Floor temperature sensor.**  
This sensor detects average floor temperature and operates circulation if floor temperature is low.

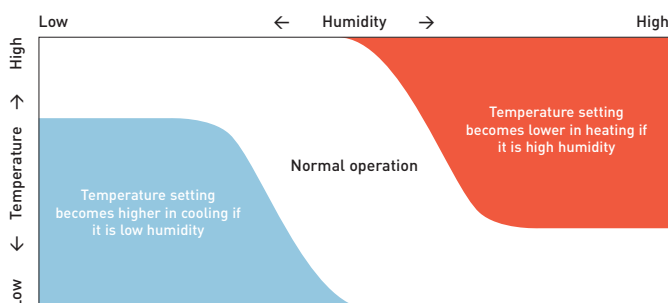
**Movement sensor.**  
This sensor detects the amount of human activity, and operates effectively.



Wired remote controller CZ-RTC5B is required.

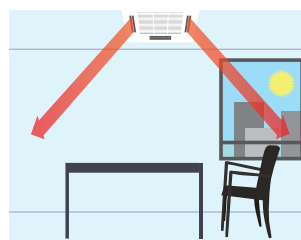
**Humidity sensor.**

Humidity sensor has air suction function, and realises comfort and energy saving based on temperature and humidity.




**Group control, circulation function.**

Circulating operation is activated when a room is unoccupied to evenly distribute air and minimize temperature gaps in both heating and cooling operation.



Circulation by Detecting no movement (10 min.)



Indirect air flow by detecting movement.

# New PACi NX Series Standard Adaptive Ducted Unit Inverter+ • R32 refrigerant



**nanoe<sup>TM</sup> X**  
nanoe<sup>TM</sup> X as a standard.



CZ-RTC5B



**CZ-RTC6**  
**CZ-RTC6BL**  
**CZ-RTC6BLW**  
Optional Controller.  
Wired remote controller.



**CZ-RWS3 + CZ-RWRC3**  
Optional Controller.  
Infrared remote controller.



**CZ-CENSC1**  
Optional Econavi Sensor.

			Single Phase							
			3.6 kW	5.0 kW	6.0 kW	7.1 kW	10.0 kW	12.5 kW	14.0 kW	
Kit			KIT-36PF3Z5	KIT-50PF3Z5	KIT-60PF3Z5	KIT-71PF3Z5	KIT-100PF3Z5	KIT-125PF3Z5	KIT-140PF3Z5	
Remote controller			CZ-RTC5B	CZ-RTC5B	CZ-RTC5B	CZ-RTC5B	CZ-RTC5B	CZ-RTC5B	CZ-RTC5B	
Cooling capacity	Nominal (Min - Max)	kW	3.4 (1.5 - 4.0)	5.0 (1.5 - 5.3)	5.7 (2.0 - 6.3)	6.8 (2.6 - 7.7)	10.0 (3.0 - 11.5)	12.5 (3.2 - 13.5)	14.0 (3.3 - 15.0)	
EER <sup>1)</sup>	Nominal (Min - Max)	W/W	3.78	2.78	3.54	3.18	3.66 (5.36 - 2.81)	3.52 (5.33 - 2.80)	3.18 (5.32 - 2.70)	
SEER <sup>2)</sup>			6.0A+	6.5A++	6.4A++	6.0A+	5.6A+	5.6	5.4	
Pdesign		kW	3.4	5.0	5.7	6.8	10.0	12.5	14.0	
Input power cooling	Nominal (Min - Max)	kW	0.9	1.8	1.61	2.14	2.73 (0.56 - 4.09)	3.55 (0.60 - 4.82)	4.40 (0.62 - 5.56)	
Annual energy consumption <sup>3)</sup>		kWh/a	198	267	310	391	625	787	911	
Heating capacity	Nominal (Min - Max)	kW	3.4 (1.5 - 4.6)	5.0 (1.5 - 5.9)	5.7 (1.8 - 7.0)	6.8 (2.1 - 8.1)	10.0 (3.0 - 14.0)	12.5 (3.3 - 15.0)	14.0 (3.4 - 16.0)	
COP <sup>1)</sup>	Nominal (Min - Max)	W/W	4.15	3.62	4.04	4.00	4.31 (5.36 - 3.51)	4.02 (5.50 - 3.45)	3.79 (5.48 - 3.13)	
SCOP <sup>2)</sup>			4.0A+	4.0A+	4.4A+	4.1A+	3.8A	3.6	3.5	
Pdesign at -10 °C		kW	2.4	3.8	4.4	4.7	10.0	12.5	13.6	
Input power heating	Nominal (Min - Max)	kW	0.82	1.38	1.41	1.7	2.32 (0.56 - 3.99)	3.11 (0.60 - 4.35)	3.69 (0.62 - 5.12)	
Annual energy consumption <sup>3)</sup>		kWh/a	839	1303	1376	1591	3684	4848	5379	
<b>Indoor unit</b>			<b>S-3650PF3E</b>	<b>S-3650PF3E</b>	<b>S-6071PF3E</b>	<b>S-6071PF3E</b>	<b>S-1014PF3E</b>	<b>S-1014PF3E</b>	<b>S-1014PF3E</b>	
External static pressure <sup>4)</sup>	Nominal (Min - Max)	Pa	30 (10 - 150)	30 (10 - 150)	30 (10 - 150)	30 (10 - 150)	40 (10 - 150)	50 (10 - 150)	50 (10 - 150)	
Air volume	Hi / Med / Lo	m <sup>3</sup> /min	14.0/13.0/10.0	16.0/15.0/12.0	21.0/19.0/15.0	21.0/19.0/15.0	32.0/26.0/21.0	34.0/29.0/23.0	36.0/32.0/25.0	
Moisture removal volume		L/h	0.9	1.9	1.7	2.7	3.2	4.1	4.9	
Sound pressure <sup>5)</sup>	Hi / Med / Lo	dB(A)	30/27/22	34/30/25	30/26/23	30/26/23	33/29/25	35/31/27	39/35/29	
Sound power	Hi / Med / Lo	dB	53/50/45	57/53/48	53/49/46	53/49/46	56/52/48	58/54/50	62/58/52	
Dimension	HxWxD	mm	250x800x730	250x800x730	250x1000x730	250x1000x730	250x1400x730	250x1400x730	250x1400x730	
Net weight		kg	25	25	30	30	39	39	39	
nanoe X Generator			Mark 2	Mark 2	Mark 2	Mark 2	Mark 2	Mark 2	Mark 2	
<b>Outdoor unit</b>			<b>U-36PZ3E5</b>	<b>U-50PZ3E5</b>	<b>U-60PZ3E5</b>	<b>U-71PZ3E5</b>	<b>U-100PZ3E5</b>	<b>U-125PZ3E5</b>	<b>U-140PZ3E5</b>	
Power source		V	220-230-240	220-230-240	220-230-240	220-230-240	220-230-240	220-230-240	220-230-240	
Current	Cool	A	4.15-4.00-3.85	8.35-8.00-7.65	7.45-7.15-6.85	9.95-9.50-9.10	12.10-11.50-11.10	16.30-15.60-15.00	20.40-19.50-18.70	
	Heat	A	3.85-3.70-3.50	6.45-6.20-5.95	6.55-6.25-6.00	7.90-7.55-7.25	9.25-8.85-8.50	13.10-12.50-12.00	15.60-14.90-14.30	
Air volume	Cool / Heat	m <sup>3</sup> /min	33.6/34.0	32.7/31.9	42.6/41.5	44.7/45.9	76/70	86/78	89/83	
Sound pressure	Cool / Heat (Hi)	dB(A)	46/47	46/46	47/48	48/49	52/52	55/55	56/56	
Sound power	Cool / Heat (Hi)	dB	64/66	64/64	64/65	66/68	70/70	73/73	74/74	
Dimension	HxWxD	mm	619x824x299	619x824x299	695x875x320	695x875x320	996x980x370	996x980x370	996x980x370	
Net weight		kg	32	35	42	50	90	94	94	
Piping connections	Liquid pipe	Inch (mm)	1/4 (Ø6.35)	1/4 (Ø6.35)	1/4 (Ø6.35) <sup>6)</sup>	1/4 (Ø6.35) <sup>6)</sup>	3/8 (9.52)	3/8 (9.52)	3/8 (9.52)	
	Gas pipe	Inch (mm)	1/2 (Ø12.7)	1/2 (Ø12.7)	1/2 (Ø12.7) <sup>7)</sup>	5/8 (Ø15.88)	5/8 (15.88)	5/8 (15.88)	5/8 (15.88)	
Pipe length range		m	3-15	3-20	3-30	3-40	5-50	5-50	5-50	
Elevation difference (in/out) <sup>8)</sup>		m	15/15 <sup>9)</sup>	15/15 <sup>9)</sup>	15/15 <sup>9)</sup>	20/20 <sup>9)</sup>	30	30	30	
Pipe length for additional gas		m	7.5	7.5	7.5	10	30	30	30	
Additional gas amount		g/m	10	15	15	17	45	45	45	
Refrigerant (R32) / CO <sub>2</sub> Eq.		kg / T	0.87/0.59	1.14/0.77	1.15/0.78	1.32/0.89	2.60/1.76	2.98/2.01	2.98/2.01	
Operating range	Cool Min ~ Max	°C	-10 ~ +43	-10 ~ +43	-10 ~ +43	-10 ~ +43	-10 ~ +43	-10 ~ +43	-10 ~ +43	
	Heat Min ~ Max	°C	-15 ~ +24	-15 ~ +24	-15 ~ +24	-15 ~ +24	-15 ~ +24	-15 ~ +24	-15 ~ +24	

**Accessories**

<b>CZ-RTC6</b>	NEW	Wired remote controller (non-wireless)
<b>CZ-RTC6BL</b>	NEW	Wired remote controller with Bluetooth®
<b>CZ-RTC6BLW</b>	NEW	Wired remote controller with WLAN & Bluetooth® (available in Autumn 2020)
<b>CZ-RTC5B</b>		Wired remote controller with Econavi function and datanavi
<b>CZ-RWS3 + CZ-RWRC3</b>		Infrared remote controller
<b>CZ-CAPWFC1</b>		Commercial WLAN Adaptor

**Accessories**

<b>PAW-WTRAY</b>	Tray for condenser water compatible with outdoor elevation platform
<b>PAW-GRDBSE20</b>	Outdoor base ground support for noise and vibration absorption
<b>PAW-GRDSTD40</b>	Outdoor elevation platform 400x900x400 mm
<b>CZ-CENSC1</b>	Econavi energy savings sensor
<b>CZ-56DAF2</b>	Air Outlet Plenum for S-3650PF3E
<b>CZ-90DAF2</b>	Air Outlet Plenum for S-6071PF3E
<b>CZ-160DAF2</b>	Air Outlet Plenum for S-1014PF3E



## New design duct range PF3 for R32 PACi NX Series

2 installation possibilities (horizontal / vertical) with high ESP 150Pa allows flexible installation.

## Technical focus

- 2 installation possibilities (horizontal / vertical)
- Maximum External Static pressure: 150Pa
- Selectable inlet air position (rear / bottom entry)
- Improved drain pan suitable for both horizontal / vertical installation
- Drain pump included
- nano<sup>™</sup> X (Generator Mark 2= 9,6 trillion OH radicals / sec) as standard for the long duct piping case\*
- New wired remote control CZ-RTC6BL allows easy system setting via Bluetooth®

\* The performance of nano<sup>™</sup> X air can be expected even by 10 m long duct by Panasonic internal survey.

			Three Phase		
			10.0 kW	12.5 kW	14.0 kW
			KIT-100PF3Z8	KIT-125PF3Z8	KIT-140PF3Z8
			CZ-RTC5B	CZ-RTC5B	CZ-RTC5B
<b>Kit</b>					
<b>Remote controller</b>					
Cooling capacity	Nominal (Min - Max)	kW	10.0(3.0 - 11.5)	12.5(3.2 - 13.5)	14.0(3.3 - 15.0)
EER <sup>1)</sup>	Nominal (Min - Max)	W/W	3.66(5.36 - 2.81)	3.52(5.33 - 2.80)	3.18(5.32 - 2.70)
<b>SEER <sup>2)</sup></b>			<b>5.6 A+</b>	<b>5.5</b>	<b>5.4</b>
P <sub>design</sub>		kW	10.0	12.5	14.0
Input power cooling	Nominal (Min - Max)	kW	2.73(0.56 - 4.09)	3.55(0.60 - 4.82)	4.40(0.62 - 5.56)
Annual energy consumption <sup>3)</sup>		kWh/a	625	790	912
Heating capacity	Nominal (Min - Max)	kW	10.0(3.0 - 14.0)	12.5(3.3 - 15.0)	14.0(3.4 - 16.0)
COP <sup>1)</sup>	Nominal (Min - Max)	W/W	4.31(5.36 - 3.51)	4.02(5.50 - 3.45)	3.79(5.48 - 3.13)
<b>SCOP <sup>2)</sup></b>			<b>3.8 A</b>	<b>3.60</b>	<b>3.5</b>
P <sub>design</sub> at -10 °C		kW	10.0	12.5	13.6
Input power heating	Nominal (Min - Max)	kW	2.32(0.56 - 3.99)	3.11(0.60 - 4.35)	3.69(0.62 - 5.12)
Annual energy consumption <sup>3)</sup>		kWh/a	3684	4848	5379
<b>Indoor unit</b>			<b>S-1014PF3E</b>	<b>S-1014PF3E</b>	<b>S-1014PF3E</b>
External static pressure <sup>4)</sup>	Nominal (Min - Max)	Pa	40(10 - 150)	50(10 - 150)	50(10 - 150)
Air volume	Hi / Med / Lo	m <sup>3</sup> /min	32.0/26.0/21.0	34.0/29.0/23.0	36.0/32.0/25.0
Moisture removal volume		L/h	3.2	4.1	4.9
Sound pressure <sup>5)</sup>	Hi / Med / Lo	dB(A)	33/29/25	35/31/27	39/35/29
Sound power	Hi / Med / Lo	dB	56/52/48	58/54/50	62/58/52
Dimension	H x W x D	mm	250 x 1400 x 730	250 x 1400 x 730	250 x 1400 x 730
Net weight		kg	39	39	39
nano <sup>™</sup> X Generator			Mark 2	Mark 2	Mark 2
<b>Outdoor unit</b>			<b>U-100PZ3E8</b>	<b>U-125PZ3E8</b>	<b>U-140PZ3E8</b>
Power source		V	380 - 400 - 415	380 - 400 - 415	380 - 400 - 415
Current	Cool	A	4.10 - 3.90 - 3.75	5.45 - 5.20 - 5.00	6.80 - 6.50 - 6.25
	Heat	A	3.15 - 3.00 - 2.90	4.40 - 4.15 - 4.00	5.25 - 4.95 - 4.80
Air volume	Cool / Heat	m <sup>3</sup> /min	76/70	86/78	89/83
Sound pressure	Cool / Heat (Hi)	dB(A)	52/52	55/55	56/56
Sound power	Cool / Heat (Hi)	dB	70/70	73/73	74/74
Dimension	H x W x D	mm	996 x 980 x 370	996 x 980 x 370	996 x 980 x 370
Net weight		kg	90	94	94
Piping connections	Liquid pipe	Inch (mm)	3/8(9.52)	3/8(9.52)	3/8(9.52)
	Gas pipe	Inch (mm)	5/8(15.88)	5/8(15.88)	5/8(15.88)
Pipe length range		m	5 - 50	5 - 50	5 - 50
Elevation difference (in/out) <sup>8)</sup>		m	30	30	30
Pipe length for additional gas		m	30	30	30
Additional gas amount		g/m	45	45	45
Refrigerant (R32) / CO <sub>2</sub> Eq.		kg / T	2.60/1.76	2.98/2.01	2.98/2.01
Operating range	Cool Min ~ Max	°C	-10 ~ +43	-10 ~ +43	-10 ~ +43
	Heat Min ~ Max	°C	-15 ~ +24	-15 ~ +24	-15 ~ +24

1) EER and COP calculation is based in accordance to EN14511. 2) Energy Label Scale from A+++ to D. For models below 12 kW, the SEER and SCOP is calculated based on values of EU/626/2011. For models above 12 kW, the SEER and SCOP is calculated based on values of EU/2281/2016. 3) The annual energy consumption is calculated in accordance to EU/626/2011. 4) Medium External static pressure setting from factory. 5) The sound pressure of the units shows the value measured of the position 1,5 m below the unit. The sound pressure is measured in accordance with Eurovent 6/C/006-97 specification. 6) Connect the liquid socket tube (Ø6,35-Ø9,52) to the liquid tubing side indoor unit. 7) Connect the gas socket tube (Ø12,70-Ø15,88) to the gas tubing side indoor unit. 8) When installing the outdoor unit at a higher position than the indoor unit. 9) Outdoor unit located lower / outdoor unit located higher. \* Recommended fuse for the indoor 3 A. \*\* Above values are in the case of standard installation(horizontal installation in the ceiling, rear side air intake) and nano<sup>™</sup> X OFF.



SEER: For S-3650PF3E + U-50PZ3E5. SCOP: For S-6071PF3E + U-60PZ3E5. SUPER QUIET: For S-3650PF3E + U-36PZ3E5. INTERNET CONTROL: Optional. Compatible with all Panasonic connectivity solutions. For detailed information go to the Control Systems section.

## New PACi NX Series Standard 4 Way 90x90 Cassette Inverter+

- R32 refrigerant



## New 4 Way 90x90 Cassette range PU3 for R32 PACi NX Series

Powerful turbo fan and intelligent Econavi sensor make sure high energy efficiency and nanoe™ X which is equipped as standard provides an exceptional level of comfort.



**CZ-KPU3AW**  
Standard panel.



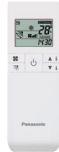
**CZ-KPU3AW**  
Optional Econavi panel (CZ-RTC5B is required).



nanoe™ X as a standard.



**CZ-RTC6**  
**CZ-RTC6BL**  
**CZ-RTC6BLW**  
Optional Controller.  
Wired remote controller.



**CZ-RWS3 +**  
**CZ-RWRU3W**  
Optional Controller.  
Infrared remote controller.

			Single Phase							
Kit			3.6 kW	5.0 kW	6.0 kW	7.1 kW	10.0 kW	12.5 kW	14.0 kW	
Remote controller			KIT-36PU3Z5	KIT-50PU3Z5	KIT-60PU3Z5	KIT-71PU3Z5	KIT-100PU3Z5	KIT-125PU3Z5	KIT-140PU3Z5	
			CZ-RTC5B	CZ-RTC5B	CZ-RTC5B	CZ-RTC5B	CZ-RTC5B	CZ-RTC5B	CZ-RTC5B	
Cooling capacity	Nominal (Min - Max)	kW	3.6(1.5 - 4.0)	5.0(1.5 - 5.6)	6.0(2.0 - 7.1)	7.1(2.6 - 7.7)	10.0(3.0 - 11.5)	12.5(3.2 - 13.5)	14.0(3.3 - 15.0)	
EER <sup>1)</sup>	Nominal (Min - Max)	W/W	4.34	3.91	3.73	3.27	3.82(5.36 - 2.88)	3.58(5.33 - 2.81)	3.23(5.32 - 2.73)	
SEER <sup>2)</sup>			8.1A++	8.0A++	7.8A++	6.8A++	6.8A++	6.8	6.5	
Pdesign		kW	3.6	5.0	6.0	7.1	10.0	12.5	14.0	
Input power cooling	Nominal (Min - Max)	kW	0.83	1.28	1.61	2.17	2.62(0.6 - 4.0)	3.49(0.6 - 4.8)	4.34(0.6 - 5.5)	
Annual energy consumption <sup>3)</sup>		kWh/a	156	219	269	365	515	—	—	
Heating capacity	Nominal (Min - Max)	kW	3.6(1.5 - 4.6)	5.0(1.5 - 6.4)	6.0(1.8 - 7.0)	7.1(2.1 - 8.1)	10.0(3.0 - 14.0)	12.5(3.3 - 15.0)	14.0(3.4 - 16.0)	
COP <sup>1)</sup>	Nominal (Min - Max)	W/W	5.07	4.63	4.48	4.23	4.93(3.59 - 5.36)	4.43(3.57 - 5.50)	4.18(3.33 - 5.48)	
SCOP <sup>2)</sup>			4.8A++	4.7A++	4.9A++	4.6A++	4.4A+	4.0	3.9	
Pdesign at -10 °C		kW	2.8	4.0	4.6	5.2	10.0	12.5	14.0	
Input power heating	Nominal (Min - Max)	kW	0.71	1.08	1.34	1.68	2.03(0.56 - 3.90)	2.82(0.60 - 4.20)	3.35(0.62 - 4.80)	
Annual energy consumption <sup>3)</sup>		kWh/a	817	1191	1314	1583	3182	—	—	
<b>Indoor unit</b>			<b>S-3650PU3E</b>	<b>S-3650PU3E</b>	<b>S-6071PU3E</b>	<b>S-6071PU3E</b>	<b>S-1014PU3E</b>	<b>S-1014PU3E</b>	<b>S-1014PU3E</b>	
Air volume	Hi / Med / Lo	m <sup>3</sup> /min	14.5/13.0/11.5	16.5/13.5/11.5	21.0/16.0/13.0	22.0/16.0/13.0	36.0/26.0/18.0	37.0/27.0/19.0	38.0/29.0/20.0	
Moisture removal volume		L/h	0.7	1.6	1.7	2.5	2.7	4.8	6.0	
Sound pressure <sup>4)</sup>	Hi / Med / Lo	dB(A)	30/28/27	32/29/27	36/31/28	37/31/28	45/38/32	46/39/33	47/40/34	
Sound power	Hi / Med / Lo	dB	45/43/42	47/44/42	51/46/43	52/46/43	60/53/47	61/54/48	62/55/49	
Dimension	Indoor (H x W x D)	mm	256 x 840 x 840	256 x 840 x 840	256 x 840 x 840	256 x 840 x 840	319 x 840 x 840	319 x 840 x 840	319 x 840 x 840	
	Panel (H x W x D)	mm	33.5 x 950 x 950	33.5 x 950 x 950	33.5 x 950 x 950	33.5 x 950 x 950	33.5 x 950 x 950	33.5 x 950 x 950	33.5 x 950 x 950	
Net weight	Indoor / Panel	kg	19/5	19/5	20/5	20/5	25/5	25/5	25/5	
nanoe X Generator			Mark 1	Mark 1	Mark 1	Mark 1	Mark 1	Mark 1	Mark 1	
<b>Outdoor unit</b>			<b>U-36PZ3E5</b>	<b>U-50PZ3E5</b>	<b>U-60PZ3E5</b>	<b>U-71PZ3E5</b>	<b>U-100PZ3E5</b>	<b>U-125PZ3E5</b>	<b>U-140PZ3E5</b>	
Power source		V	220 - 230 - 240	220 - 230 - 240	220 - 230 - 240	220 - 230 - 240	220 - 230 - 240	220 - 230 - 240	220 - 230 - 240	
Current	Cool	A	3.85 - 3.70 - 3.55	5.95 - 5.70 - 5.45	7.45 - 7.15 - 6.85	10.00 - 9.65 - 9.25	12.10 - 11.50 - 11.10	16.30 - 15.60 - 15.00	20.40 - 19.50 - 18.70	
	Heat	A	3.35 - 3.20 - 3.05	5.05 - 4.85 - 4.65	6.20 - 5.95 - 5.70	7.80 - 7.45 - 7.15	9.25 - 8.85 - 8.50	13.10 - 12.50 - 12.00	15.60 - 14.90 - 14.30	
Air volume	Cool / Heat	m <sup>3</sup> /min	33.6/34.0	32.7/31.9	42.6/41.5	44.7/45.9	76/70	86/78	89/83	
Sound pressure	Cool / Heat (Hi)	dB(A)	46/47	46/46	47/48	48/49	52/52	55/55	56/56	
Sound power	Cool / Heat (Hi)	dB	64/66	64/64	64/65	66/68	70/70	73/73	74/74	
Dimension	H x W x D	mm	619 x 824 x 299	619 x 824 x 299	695 x 875 x 320	695 x 875 x 320	996 x 980 x 370	996 x 980 x 370	996 x 980 x 370	
Net weight		kg	32	35	42	50	90	94	94	
Piping connections	Liquid pipe	Inch (mm)	1/4(6.35)	1/4(6.35)	1/4(6.35) <sup>5)</sup>	1/4(6.35) <sup>5)</sup>	3/8(9.52)	3/8(9.52)	3/8(9.52)	
	Gas pipe	Inch (mm)	1/2(12.70)	1/2(12.70)	1/2(12.70) <sup>4)</sup>	5/8(15.88)	5/8(15.88)	5/8(15.88)	5/8(15.88)	
Pipe length range		m	3 - 15	3 - 20	3 - 30	3 - 40	5 - 50	5 - 50	5 - 50	
Elevation difference (in/out) <sup>7)</sup>		m	15/15 <sup>8)</sup>	15/15 <sup>8)</sup>	15/15 <sup>8)</sup>	20/20 <sup>8)</sup>	30	30	30	
Pipe length for additional gas		m	7.5	7.5	7.5	10	30	30	30	
Additional gas amount		g/m	10	15	15	17	45	45	45	
Refrigerant (R32) / CO <sub>2</sub> Eq.		kg / T	0.87/0.59	1.14/0.77	1.15/0.78	1.32/0.89	2.60/1.76	2.98/2.01	2.98/2.01	
Operating range	Cool Min ~ Max	°C	-10 ~ +43	-10 ~ +43	-10 ~ +43	-10 ~ +43	-10 ~ +43	-10 ~ +43	-10 ~ +43	
	Heat Min ~ Max	°C	-15 ~ +24	-15 ~ +24	-15 ~ +24	-15 ~ +24	-15 ~ +24	-15 ~ +24	-15 ~ +24	

### Accessories

<b>CZ-RTC6</b>	<b>NEW</b> Wired remote controller (non-wireless)
<b>CZ-RTC6BL</b>	<b>NEW</b> Wired remote controller with Bluetooth®
<b>CZ-RTC6BLW</b>	<b>NEW</b> Wired remote controller with WLAN & Bluetooth® (available in Autumn 2020)
<b>CZ-RTC5B</b>	Wired remote controller with Econavi function and datanavi
<b>CZ-RWS3 + CZ-RWRU3W</b>	Infrared remote controller

### Accessories

<b>CZ-CAPWFC1</b>	Commercial WLAN Adaptor
<b>CZ-KPU3AW</b>	Econavi exclusive panel
<b>PAW-WTRAY</b>	Tray for condenser water compatible with outdoor elevation platform
<b>PAW-GRDBSE20</b>	Outdoor base ground support for noise and vibration absorption
<b>PAW-GRDSTD40</b>	Outdoor elevation platform 400 x 900 x 400 mm

## Technical focus

- High performance turbo fan, path system for heat exchanger
- Econavi: An optional Intelligent sensor to reduce waste of energy
- nanoe™ X (Generator Mark 1= 4,8 trillion OH radicals/ sec) as standard for better indoor air quality, also possible to clean inside of the indoor unit with nanoe™ X ON + Dry operation
- Lower noise in slow fan operation
- Light weight, easy piping
- Drain pump included
- New wired remote control CZ-RTC6BL allows easy system setting via Bluetooth®

\* The performance of nanoe™ X air can be expected even by 10 m long duct by Panasonic internal survey.

## Group control, circulation function

Circulating operation is activated when a room is unoccupied to evenly distribute air and minimize temperature gaps in both heating and cooling operation.



			Three Phase		
			10.0 kW	12.5 kW	14.0 kW
			KIT-100PU3Z8	KIT-125PU3Z8	KIT-140PU3Z8
			CZ-RTC5B	CZ-RTC5B	CZ-RTC5B
<b>Kit</b>					
<b>Remote controller</b>					
Cooling capacity	Nominal (Min - Max)	kW	10.0(3.0 - 11.5)	12.5(3.2 - 13.5)	14.0(3.3 - 15.0)
EER <sup>1)</sup>	Nominal (Min - Max)	W/W	3.82(5.36 - 2.88)	3.58(5.33 - 2.81)	3.23(5.32 - 2.73)
<b>SEER <sup>2)</sup></b>			<b>6.7A++</b>	<b>6.7</b>	<b>6.5</b>
P <sub>design</sub>		kW	10.0	12.5	14.0
Input power cooling	Nominal (Min - Max)	kW	2.62(0.60 - 4.00)	3.49(0.60 - 4.80)	4.34(0.60 - 5.50)
Annual energy consumption <sup>3)</sup>		kWh/a	521	—	—
Heating capacity	Nominal (Min - Max)	kW	10.0(3.0 - 14.0)	12.5(3.3 - 15.0)	14.0(3.4 - 16.0)
COP <sup>1)</sup>	Nominal (Min - Max)	W/W	4.93(3.59 - 5.36)	4.43(3.57 - 5.50)	4.18(3.33 - 5.48)
<b>SCOP <sup>2)</sup></b>			<b>4.4A+</b>	<b>4.0</b>	<b>3.9</b>
P <sub>design</sub> at -10 °C		kW	10.0	12.5	14.0
Input power heating	Nominal (Min - Max)	kW	2.03(0.56 - 3.90)	2.82(0.60 - 4.20)	3.35(0.62 - 4.80)
Annual energy consumption <sup>3)</sup>		kWh/a	3182	—	—
<b>Indoor unit</b>			<b>S-1014PU3E</b>	<b>S-1014PU3E</b>	<b>S-1014PU3E</b>
Air volume	Hi / Med / Lo	m <sup>3</sup> /min	36.0/26.0/18.0	37.0/27.0/19.0	38.0/29.0/20.0
Moisture removal volume		L/h	2.7	4.8	6.0
Sound pressure <sup>4)</sup>	Hi / Med / Lo	dB(A)	45/38/32	46/39/33	47/40/34
Sound power	Hi / Med / Lo	dB	60/53/47	61/54/48	62/55/49
Dimension	Indoor (H x W x D)	mm	319 x 840 x 840	319 x 840 x 840	319 x 840 x 840
	Panel (H x W x D)	mm	33.5 x 950 x 950	33.5 x 950 x 950	33.5 x 950 x 950
Net weight	Indoor / Panel	kg	25/5	25/5	25/5
nanoe X Generator			Mark 1	Mark 1	Mark 1
<b>Outdoor unit</b>			<b>U-100PZ3E8</b>	<b>U-125PZ3E8</b>	<b>U-140PZ3E8</b>
Power source		V	380 - 400 - 415	380 - 400 - 415	380 - 400 - 415
Current	Cool	A	4.10 - 3.90 - 3.75	5.45 - 5.20 - 5.00	6.80 - 6.50 - 6.25
	Heat	A	3.15 - 3.00 - 2.90	4.40 - 4.15 - 4.00	5.25 - 4.95 - 4.80
Air volume	Cool / Heat	m <sup>3</sup> /min	76/70	86/78	89/83
Sound pressure	Cool / Heat (Hi)	dB(A)	52/52	55/55	56/56
Sound power	Cool / Heat (Hi)	dB	70/70	73/73	74/74
Dimension	H x W x D	mm	996 x 980 x 370	996 x 980 x 370	996 x 980 x 370
Net weight		kg	90	94	94
Piping connections	Liquid pipe	Inch (mm)	3/8(9.52)	3/8(9.52)	3/8(9.52)
	Gas pipe	Inch (mm)	5/8(15.88)	5/8(15.88)	5/8(15.88)
Pipe length range		m	5 - 50	5 - 50	5 - 50
Elevation difference (in/out) <sup>7)</sup>		m	30	30	30
Pipe length for additional gas		m	30	30	30
Additional gas amount		g/m	45	45	45
Refrigerant (R32) / CO <sub>2</sub> Eq.		kg / T	2.60/1.76	2.98/2.01	2.98/2.01
Operating range	Cool Min ~ Max	°C	-10 ~ +43	-10 ~ +43	-10 ~ +43
	Heat Min ~ Max	°C	-15 ~ +24	-15 ~ +24	-15 ~ +24

1) EER and COP calculation is based in accordance to EN14511. 2) Energy Label Scale from A+++ to D. For models below 12 kW, the SEER and SCOP is calculated based on values of EU/626/2011. For models above 12 kW, the SEER and SCOP is calculated based on values of EU/2281/2016. 3) The annual energy consumption is calculated in accordance to EU/626/2011. 4) The sound pressure of the units shows the value measured of the position 1.5 m below the unit. The sound pressure is measured in accordance with Eurovent 6/C/006-97 specification. 5) Connect the liquid socket tube (Ø6,35-Ø9,52) to the liquid tubing side indoor unit. 6) Connect the gas socket tube (Ø12,70-Ø15,88) to the gas tubing side indoor unit. 7) When installing the outdoor unit at a higher position than the indoor unit. 8) Outdoor unit located lower / outdoor unit located higher. \* Recommended fuse for the indoor 3 A. \*\* Above values are in the case of nanoe™ X OFF.




SEER: For S-3650PU3E + U-36PZ3E5. SCOP: For S-3650PU3E + U-60PZ3E5. ECONAVI and INTERNET CONTROL: Optional. Compatible with all Panasonic connectivity solutions. For detailed information go to the Control Systems section.


# Range of PACi NX units R32

PACi NX Series indoor units	3.5 ~ 3.6 kW	5.0 kW	6.0 kW	7.1 kW	10.0 kW	12.5 kW	14.0 kW
<b>NEW</b> 4 Way 90x90 Cassette Inverter+ • R32 refrigerant 	S-3650PU3E	S-3650PU3E	S-6071PU3E	S-6071PU3E	S-1014PU3E	S-1014PU3E	S-1014PU3E
<b>NEW</b> Adaptive Ducted Unit Inverter+ • R32 refrigerant 	S-3650PF3E	S-3650PF3E	S-6071PF3E	S-6071PF3E	S-1014PF3E	S-1014PF3E	S-1014PF3E


  


PACi NX Series outdoor units	3.6 kW	5.0 kW	6.0 kW	7.1 kW	10.0 kW	12.5 kW	14.0 kW
<b>NEW</b> Standard • R32 refrigerant 	U-36PZ3E5	U-50PZ3E5	U-60PZ3E5	U-71PZ3E5	U-100PZ3E5 U-100PZ3E8	U-125PZ3E5 U-125PZ3E8	U-140PZ3E5 U-140PZ3E8
	U-36 / 50	U-60 / 71	U-100 / 140				


## High performance and healthy air


 nanoe™ X. Quality air for life. Panasonic's latest innovation nanoe™ X promotes well-being by inhibiting growth of certain harmful viruses and bacteria, as well as deodorising your home.


 Filter Included.

 With Super Quiet technology our devices are quieter than a library (30 dB(A)).


 DC fan.  
Safe and precise.


 Down to -10 °C in cooling mode.  
The air conditioner works in cooling mode when the outdoor temperature of -10 °C.


 Down to -15 °C in heating mode.  
The air conditioner works in heat pump mode when the outdoor temperature is as low as -15 °C.


 R410A/R22 renewal. The Panasonic renewal system allows good quality existing R410A or R22 pipe work to be re-used whilst installing new high efficiency R32 systems.


## Energy saving


 Our heat pumps containing the refrigerant R32 show a drastic reduction in the value of Global Warming Potential (GWP). An important step to reduce greenhouse gases. R32 is also a component refrigerant, making it easy to recycle.

 Exceptional seasonal cooling efficiency based on the ErP regulation. Higher SEER ratings mean greater efficiency - year-round cooling savings!


 Exceptional seasonal heating efficiency based on the ErP regulation. Higher SCOP ratings mean greater efficiency - year-round heating savings!


 Intelligent Human Activity Sensor and Sunlight Sensor technologies that can detect and reduce waste energy, by optimising air conditioner operation according to room conditions. With just one touch of a button, you can save energy.

 Inverter Plus. Inverter Plus System classification highlights Panasonic's highest performing systems.

 Panasonic R2 Rotary Compressor. Designed to withstand extreme conditions, it delivers high performance and efficiency.

## High connectivity

 Internet control. A next generation system providing user-friendly remote control of air conditioning or heat pump units from everywhere, using a simple Android™ or iOS smartphone, tablet or PC via the internet.

 BMS connectivity. The communication port can be integrated into the indoor unit and provides easy connection to, and control of, your Panasonic heat pump to your home or building management system.

# Panasonic®

To find out how Panasonic cares for you, log on to [www.Panasonic.co.uk/aircon](http://www.Panasonic.co.uk/aircon)  
01344 85 3182  
[uk-aircon@eu.panasonic.co.uk](mailto:uk-aircon@eu.panasonic.co.uk)

### Heating & Cooling Solutions

Panasonic Appliances Air Conditioning Europe (PAPAEU)  
Panasonic UK, a branch of Panasonic Marketing Europe GmbH  
Maxis 2, Western Road, Bracknell, Berkshire, RG12 1RT, UK

heating & cooling solutions